


How to Change Your Password & Create Security Questions in Employee Self-Service

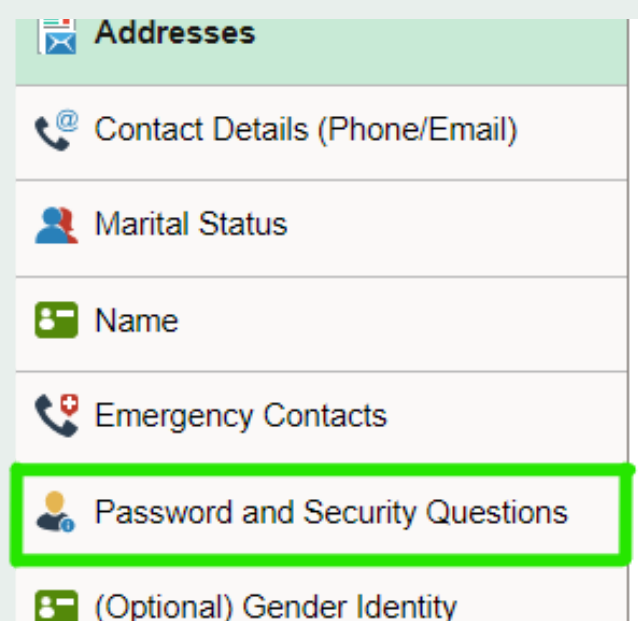
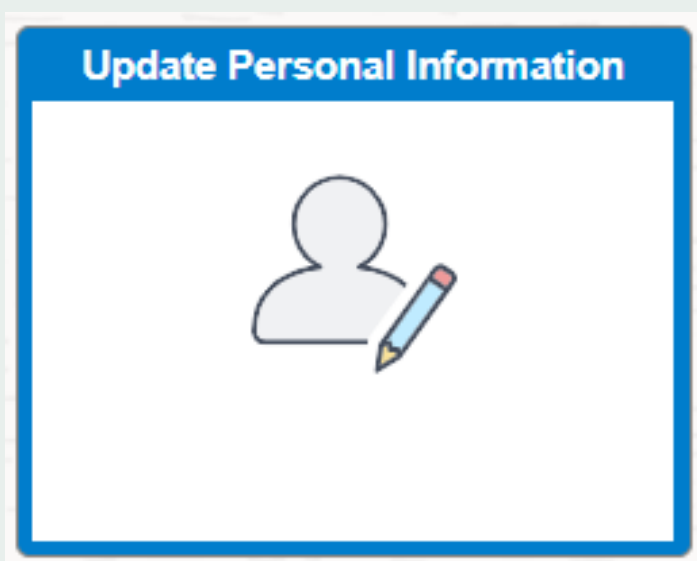
1) Login to ESS

www.rcuh.com > Human Resources Portal & Employee Self-Service



2) Update Personal Information

Click on the "Update Personal Information" box and select "Password and Security Questions"



3) Change Your Password and Create/Edit Security Questions

You can change your password & create security questions in this menu. Please create at least 2 security questions that you can use for login recovery. Once you've chosen your questions & typed in the responses, hit "Save" at the bottom of the page.

